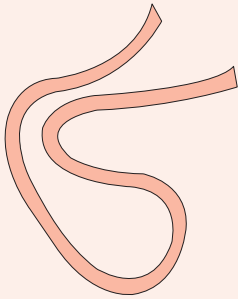


FINDING YOUR PERFECT ring size

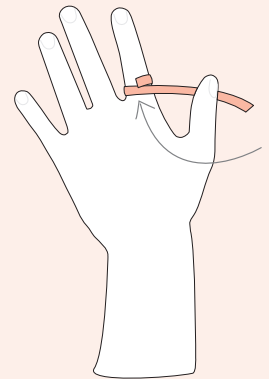
Determine your size

1. THOMAS SABO ring sizes are measured in millimeters. For example a size 44 is 44mm in circumference.

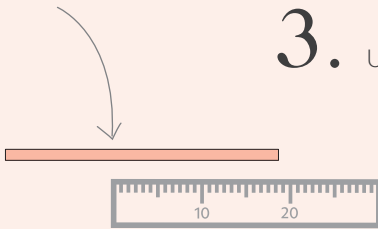


2.

You can determine your ring size with a soft measuring tape or piece of ribbon. To measure, place the measuring tape (or ribbon) around your finger and mark the end.



3. Using a ruler, measure the marked cord to get your ring size.




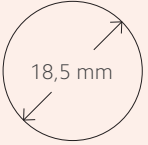



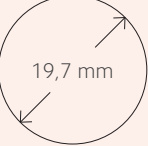

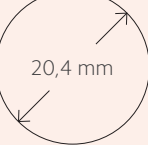

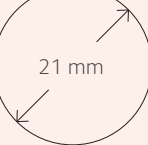



Size Chart

If your finger size is between two sizes, choose the next size up.
For example, if your finger measured 51mm, select a 52mm ring size.

Ring size	44	46	48	50	52	54	56	58	60	62	64	66	68
Circumference	44 mm	46 mm	48 mm	50 mm	52 mm	54 mm	56 mm	58 mm	60 mm	62 mm	64 mm	66 mm	68 mm
UK Size	F	G ½ - H	I ½	K	L ½	N	O ½ - P	Q ½	S - S ½	T ½ - U	V - V ½	X	Y ½

Thomas Sabo

Measure a ring you already have by placing it over the top of one of the circles below.
 You will need to print this onto A4 paper, ensuring 'fit to page/printable area' is not checked.

Europe	USA	UK	AU	Ø	Europe	USA	UK	AU	Ø
44	3	F	F		58	8 ½	Q ½	Q	
46	3 ¾	G ½ - H	G ½		60	9	S - S ½	R ½	
48	4 ½	I ½	I ¼		62	10	T ½ - U	T ½	
50	5 ¼	K	K		64	10 ¾	V - V ½	V	
52	6	L ½	L ½		66	11 ½	X	W ½	
54	6 ¾	N	N		68	12 ¼	Y ½	Y	
56	7 ½	O ½ - P	O ½						

Thomas Sabo